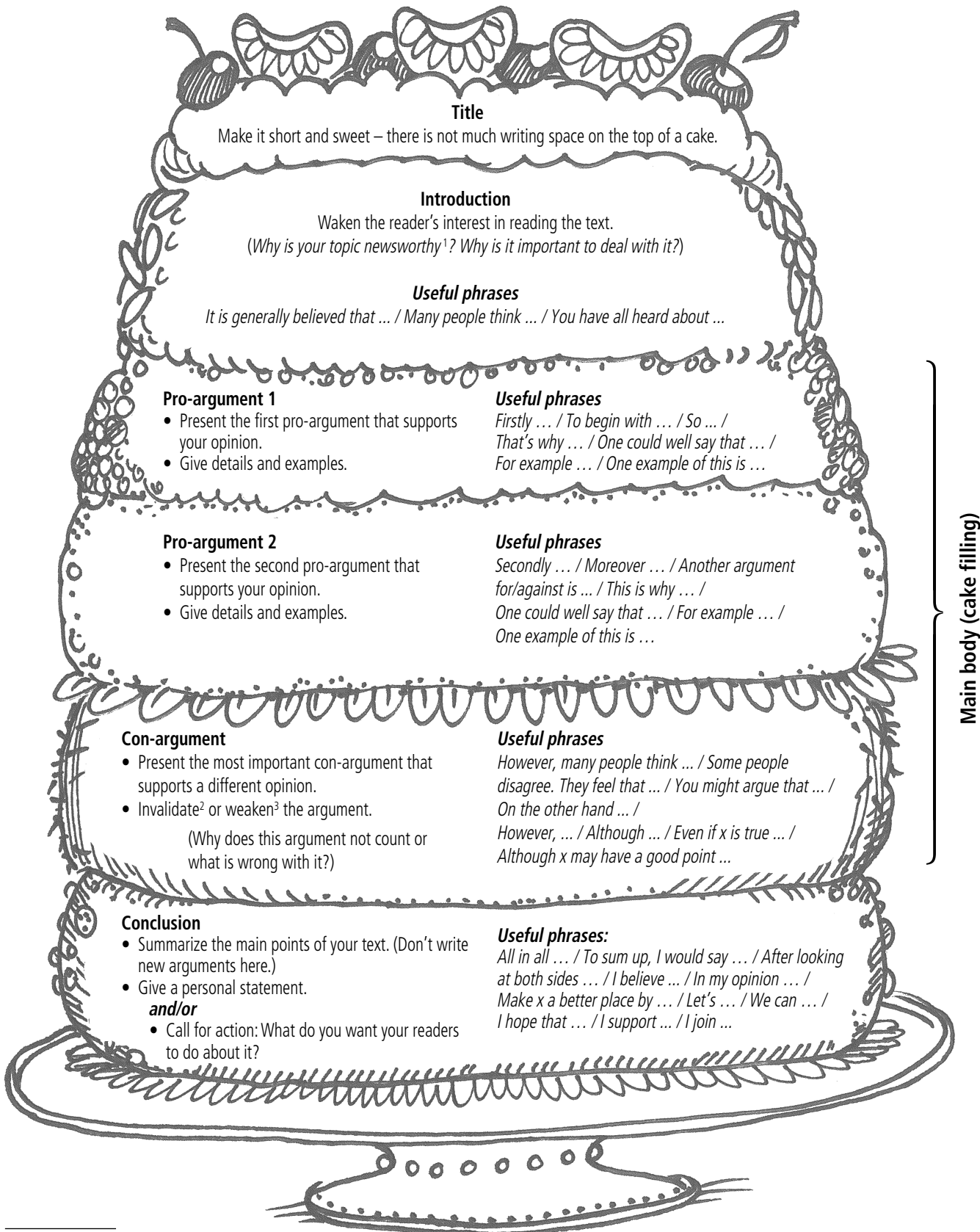


The “Text Cake Layout” for argumentative texts (example)

You can compare the structure of an argumentative text to the structure of a cream cake. Written on the top of the cake is the headline of your text. What is your text about?



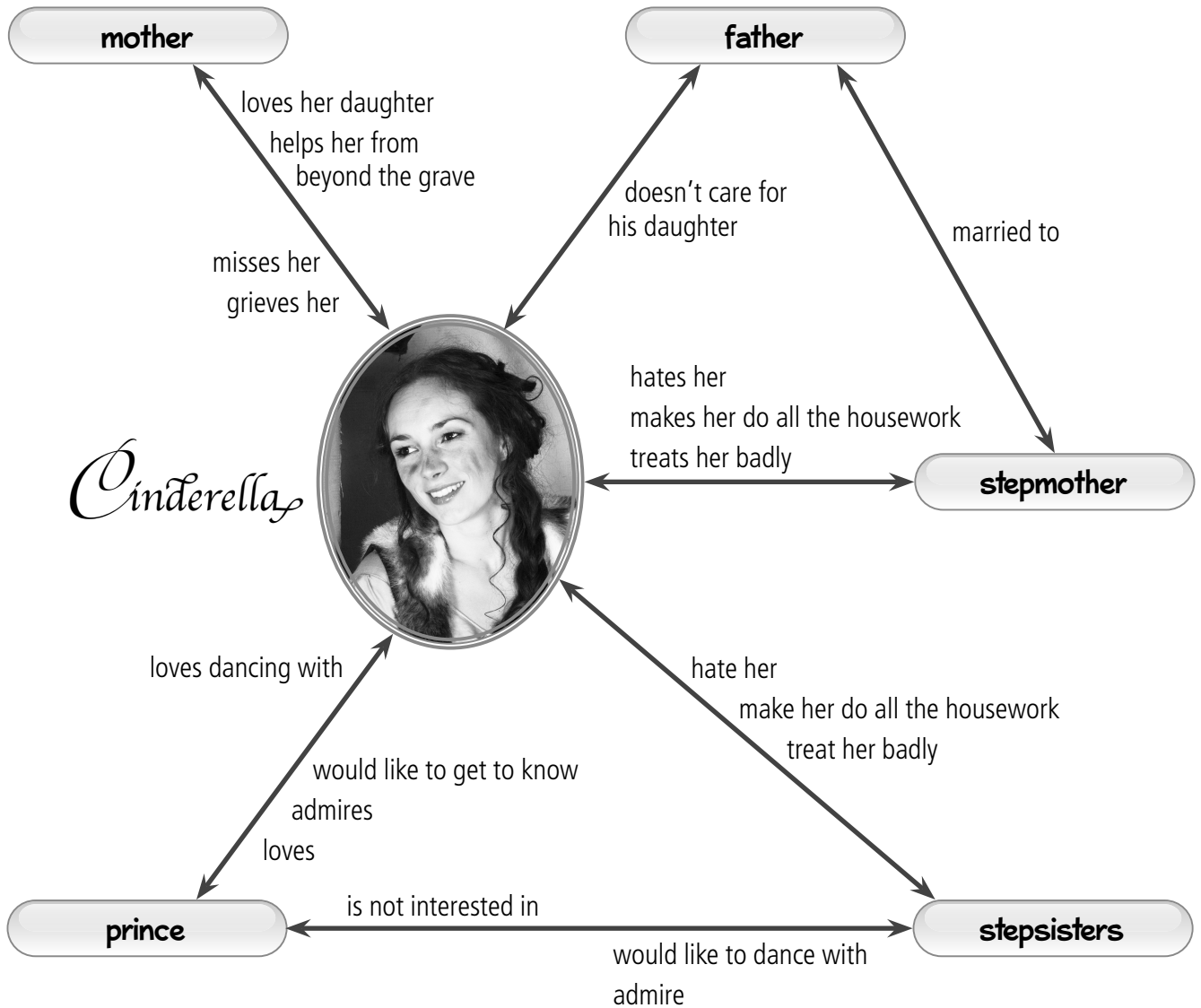
¹ newsworthy – berichtenswert/aktuell

² to invalidate – entkräften

³ to weaken – schwächen

Writing about relationships

Before writing about the characters of a story and the relationships between them it is helpful to draw a network like this. It's called "sociogram".



1. Look at the sociogram of the fairy tale "Cinderella" and use it to write a text about the tale.

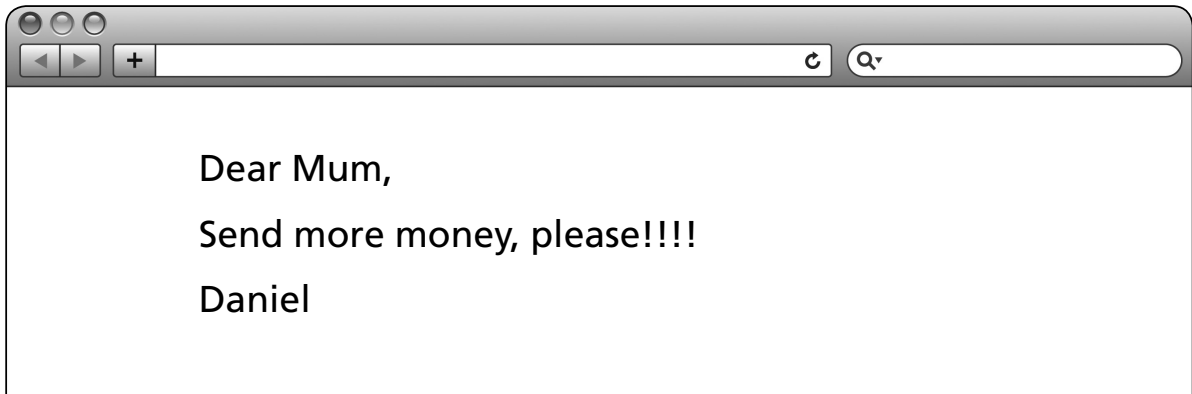
Cinderella is a young girl who lives together with her father, her stepmother and her two stepsisters.

Her mother died a few years ago and

Expanding texts

Many students tend to write very short texts. They concentrate on what they think is most important and leave out everything that they consider to be an unimportant information or detail. If you can't think of what to write you can use the "question-technique". Look at the example below.

Daniel is an exchange student from Portland, Oregon. He is staying with a German family in Cologne for six months. This is the first e-mail he sent his mum:



1. This is not the kind of e-mail a mother is happy to receive. It is also doubtful that she will actually send him some money. Be a better son and rewrite the e-mail by adding more information.

- a) First think of questions, Daniel's mum might have. Think: Her only son is thousands of kilometres away in a foreign country with people she doesn't know. Write some of the questions down here:

How _____ ?

How _____ ?

What _____ ?

What _____ ?

What _____ ?

Where _____ ?

Why _____ ?

Why _____ ?





- b) Compare the questions you thought of with a partner. Did you think of the same questions? Did he or she find another important question?
- c) Now write an e-mail in which you try to answer all the questions that Daniel's mother might have.

2. Use the question-technique to find out how to expand the following text.

YouTube

YouTube is a website where you can share videos. Many people spend hours watching their favourite videos on this site. People or groups who have become popular because of their videos on YouTube are called YouTubers.

Feedback on your summary (example)

						Credit points	Comment
Structure of your text	In your introduction you mention the type of text, the title, the author and the main idea of the text.	4	3	2	0-1	3/4	<i>Ok, but who is the author of the text?</i>
	You list the main points of the text in a logical order.	4	2	1	0	2/3	<i>You left out some important information. This makes it difficult to understand your summary.</i>
Content of your text	You mention the main points of the text.	3	4	3-2	0-1	2/5	<i>You forgot to mention the iceberg.</i>
	You leave out detailed information.	5	2	1	0	2/3	<i>You left out some important details.</i>
Your English	Your English sounds fluent. You vary your sentence length and structure.	3	2	1	0	2/3	<i>Use full sentences.</i>
	Your vocabulary is appropriate.	3	2	1	0	1/3	<i>Ok - but your text is way too short to give you all the credit points here.</i>
	You spell the words right and use the correct punctuation.	3	2	1	0	3/3	<i>Well done.</i>
	Your text is grammatically correct and your sentences make sense.	3	2	1	0	1/3	<i>In two sentences the subject is missing and I cannot give you full credit points for a text as short as this one.</i>
	Your favourite grammar mistake(s) is/are:						

Credit points: 16 / 27 noch befriedigend

27-25	24-21	20-16	15-12	11-5	4-0
sehr gut	gut	befriedigend	ausreichend	mangelhaft	ungenügend